










Instructions: Draw a line from the object to the correct materials used to make it.  
 (Use this worksheet with the Making Do With What You Have Lesson Plan or on its own)

Objects	Materials
 Man's parka  Spear ornament	<p>Animals</p> 
 Moccasins	<p>Plants</p> 
 Storage box  Boot  Rattle	<p>Not Plants and Not Animals</p> 

#### Additional information for teachers:

**Man's parka**, artifact IV-C-1745 (Netsilingmiut) Man's parka, of grey-brown and white caribou skin.

**Spear ornament** II-A-7 (Ktunaxa, Kootenay) This spear decoration is made of a long piece of coloured cotton cloth with 22 highly prized eagle tail feathers along one edge.

**Moccasins**, artifact V-C-207 a-b (Nakoda) These plain buckskin moccasins are made from tanned and smoked skin in a two-piece construction.

**Storage box**, artifact VII-B-324 a,b (Haida) This cedar storage box has four sides that are made from a single hand made board.

**Boot**, artifact VI-E-56 (Dogrib) Boot made of cloth, smoked moose hide, and alternated dark-blue and red wool fabric. The apron and the upper boot are decorated with beads.

**Rattle**, artifact VII-X-1276 c (Nuu-chah-nulth, Nootka) Part of a dance set, this shell rattle is made from five pierced shells and shredded cedar bark strung on a wire hoop.